

Laerskool
Eversdal
Primary School

Ever
Expo

Ever
Expo

Ever
Expo



2019



Ever
Expo

2019

10 July 2019



Eversdal Primary School Science Expo Entry and Exhibit Guidelines



To the science observers, explorers, collectors and investigators out there, you should fill out the entry form and return it to your teacher by **Tuesday 11 June 2019**.



Your project can take many forms. If you enjoy hands-on learning, you might want to *perform an experiment* and report on it. If you enjoy reading and writing, you might want to **research** a current science topic you find in a newspaper or magazine. Some others of you might enjoy *building a model*. Pick something that interests you. Your teacher and parents can give you some ideas if you get stuck.

Participation is voluntary and interaction with your parents is encouraged. A valuable learning experience can occur when you follow your interests with some ~~adult~~ **supervision and guidance**. **The essence of science is pursuing your curiosity to learn more about the world.** As the scientist, you should understand and be able to explain your project. The experience is meant to be fun while stimulating your interests in science.



Please note that ~~all exhibits must be durable and safe~~. An interactive project can be fun for the parents and other students on the day of the Science Expo. **Dangerous chemicals, explosives, high voltage or poisonous animals may not be exhibited.** If you have an exhibit that has the potential to lead to a mess on the table or floor, please take the necessary steps to prevent this.

The exhibit **should fit on the top of a table**. Due to the large number of exhibits, each project will need to share space on the tables. There are a few electrical outlets around the lab/hall. *If you will need an outlet, please check that box on the sign-up sheet.* Please bring an extension cord if power is needed.





The display should include:

- 1) Your name and grade.
- 2) The title of your project.
- 3) A brief description and summary of the investigation you

carried out. Data can be displayed in any manner that enhances the exhibit. **Make sure you have a way to make posters stand up on a table top or plan to tape them to the side of the table.** *Not everyone can be against the wall.*

The Science Fair will be held from:

Tuesday 9 July to Thursday 11 July 2019.



Project Ideas

What are you curious about?
What interests you?
Ask why something is the way it is.

Look at the world around you.

*Come up with a topic on your own or ask your teacher/parents for a suggestion.
Choose one of the ideas below or combine several ideas*

You can do an experiment, demonstrate a scientific principle, make observations of the world around you or research a topic of interest.

Most important is to pick something that interests you!

Categories:

1. STEM Projects
2. Environmental Conservation
3. Scientific enquiry

TOPICS:

The Earth and The Universe


Living in Space	Earthquakes	Inside the Earth
Caves	Life of Stars	Black Holes
Space Travel	Constellations	Trip to Mars
Solar System	Comets	Asteroid Impacts

Physical Principles, Machines and Technology

Hybrid Cars	Circuits	How Electricity is Generated
Paper Recycling	Light	Artificial Intelligence
Computer Chips	Robots	Computer Programming
Jet Engines	Lasers	Solar/Wind Power

The Human Body

Cells	The Human Brain	How the Heart Works
Blood	Effects of Smoking	Modern Medicine
DNA & Genes	The Human Eye	Medicine in Ancient Times



important Dates

Closing date for entries	11 June 2019	(see attached entry form)
Exhibit Set-Up	9 July 2019	(no assigned tables)
Science Fair	10 July 2019	
Clean up	11 July 2019	

Please e-mail Mrs Jackie Schutte (jschutte@eversdal.org.za) or
Mr Johann Groenewald (jgroenewald@eversdal.org.za) or
Mrs Hiloise Koen (hkoen@eversdal.org.za) if you have any questions.

